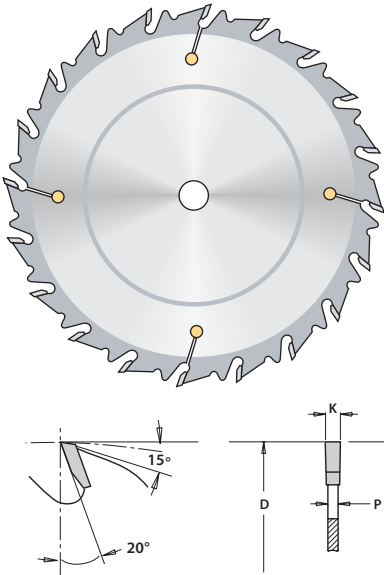


Rip Blades

Standard Rip Saw with Chip Limiters

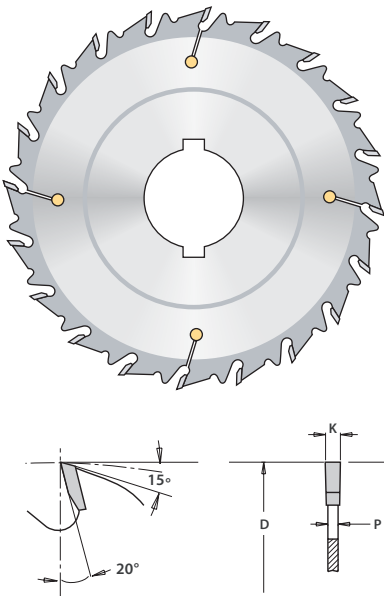


Application: For ripping soft or hardwoods.
Chip limiter design to reduce kickbacks.
Use for sliding table saws and standard table saws.

Carbide-tipped | Straight Top Design | Copper Plugged Slots

Catalog #	Dia.	Teeth	Bore	Kerf	Plate
RSCL2501	250mm	24	5/8"	.126"	.086"
RSCL3001	300mm	30	1"	.134"	.094"
RSCL3501	350mm	32	1"	.150"	.110"
RSCL4001	400mm	36	1"	.150"	.110"
RSCL4501	450mm	40	1"	.160"	.118"
RSCL5001	500mm	48	1"	.184"	.126"

Gang Rip Saw with Chip Limiters



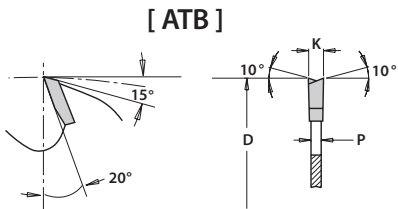
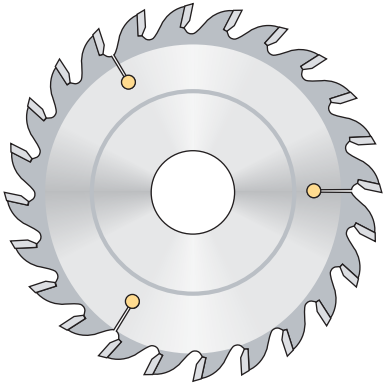
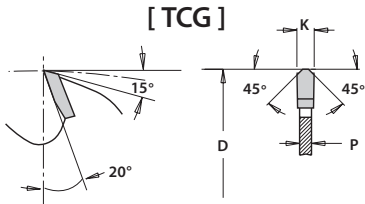
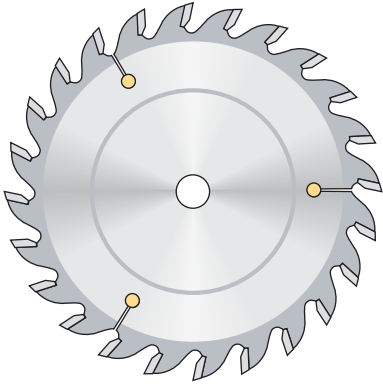
Application: For ripping dry soft and hardwood.
Chip limiter design to reduce kickbacks.
Engineered in mm to fit European machines.
All dimensions = 2.2 mm (.086") saw plate.
Multi Rip Saw Application.

Carbide-tipped | Straight Top Design | Copper Plugged Slots

Catalog #	Dia.	Teeth	Bore	Kerf	Plate	Keyway
GRCL2501	250mm	24	70mm	.126"	.086"	2/20/5
GRCL3001	300mm	28	70mm	.126"	.086"	2/20/5
GRCL3501	350mm	24	70mm	.126"	.086"	2/20/5

Rip Blades

Glue Line Rip Saws



Application: For glue line ripping dry soft or hardwoods.
Ultra-smooth cut for gluing applications.
Use for table saws.

Carbide-tipped | TCG Top Design | Copper Plugged Slots

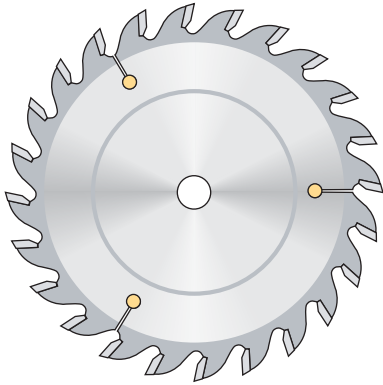
Catalog #	Dia.	Teeth	Bore	Kerf	Plate	Design
RSG08243	8"	24	5/8"	.130"	.086"	TCG
RSG09243	9"	24	5/8"	.135"	.086"	TCG
RSG10243	10"	24	5/8"	.142"	.095"	TCG
RSG12363	12"	36	1"	.160"	.110"	TCG
RSD12363	12"	36	2"	.160"	.110"	TCG
RSG123631253	12"	36	3-1/8"	.160"	.110"	TCG
RSG12363	12"	36	70mm	.160"	.110"	TCG
RSG14363	14"	36	1"	.170"	.118"	TCG
RSD14363	14"	36	2"	.169"	.118"	TCG
RSG143631253	14"	36	3-1/8"	.169"	.118"	TCG
RSG1436703	14"	36	70mm	.169"	.118"	TCG
RSD14403	14"	40	2"	.184"	.134"	TCG
RSG16363	16"	36	1"	.174"	.118"	TCG

Application: For glue line ripping dry soft or hardwoods.
Ultra-smooth cut for gluing applications.
Use for straight line rip saws, gang saws or table saws.

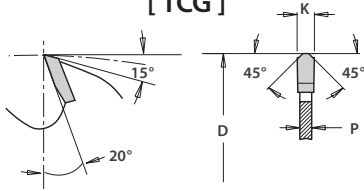
Carbide-tipped | ATB Top Design | Copper Plugged Slots

Rip Blades

Standard Rip Saws



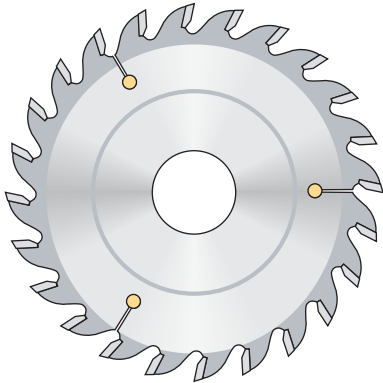
[TCG]



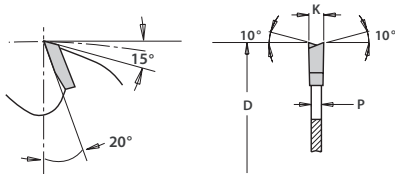
Application: For glue line ripping dry soft or hardwoods.
Ultra-smooth cut for gluing applications.
Use for straight line rip saws, gang saws or table saws.

Carbide-tipped | TCG Top Design | Copper Plugged Slots

Catalog #	Dia.	Teeth	Bore	Kerf	Plate	Design
RSH08242	8"	24	5/8"	.130"	.086"	ATB
RSH09242	9"	24	5/8"	.135"	.086"	ATB
RSH10242	10"	24	5/8"	.138"	.095"	ATB
RSH10243	10"	24	5/8"	.142"	.095"	TCG
RSH12363	12"	36	1"	.160"	.110"	TCG
RSP123631253	12"	36	3-1/8"	.160"	.110"	TCG
RSP1236703	12"	36	70mm	.160"	.110"	TCG
RSP14363	14"	36	1"	.170"	.118"	TCG
RSP123631253	14"	36	3-1/8"	.169"	.118"	TCG
RSP1236703	14"	36	70mm	.169"	.118"	TCG
RSH16363	16"	36	1"	.174"	.118"	TCG



[ATB]

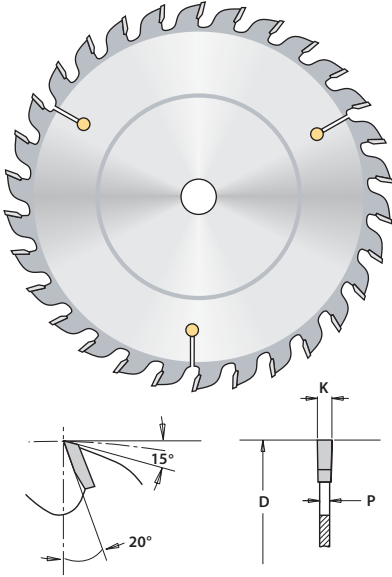


Application: For glue line ripping dry soft or hardwoods.
Ultra-smooth cut for gluing applications.
Use for table saws.

Carbide-tipped | ATB Top Design | Copper Plugged Slots

Rip Saw Blades

Thin Line - Thin Kerf

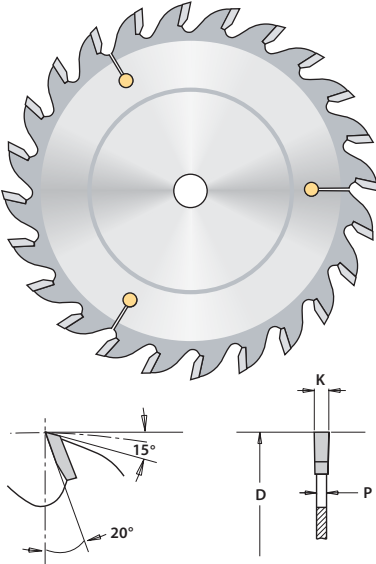


Application: For ripping dry soft and hardwood. Manufactured with a thinner kerf for material saving applications. Use for table saws and multi-rip saw applications.

Carbide-tipped | Straight Top Design | Copper Plugged Slots

Catalog #	Dia.	Teeth	Bore	Kerf	Plate
RSTL10301-098	10"	30	5/8"	.098"	.070"
RSTL10301-125	10"	30	5/8"	.125"	.086"
RSTL12361-130	12"	36	1"	.130"	.086"

Heavy Duty Rip



Application: For ripping dry soft and hardwood. Thicker plate and kerf for more cutting stability. Use for table saws and multi-rip saw applications.

Carbide-tipped | Straight Top Design | Copper Plugged Slots

Catalog #	Dia.	Teeth	Bore	Kerf	Plate
RSP10241	10"	24	5/8"	.160"	.110"
RSP10301	10"	30	5/8"	.160"	.110"
RSP12241	12"	24	1"	.170"	.118"
RSP12301	12"	30	1"	.170"	.118"
RSP14301	14"	30	1"	.170"	.118"
RSP16301	16"	30	1"	.184"	.134"
RSP16401	18"	40	1"	.184"	.134"